






**Guides (Chamfering)**

All Azimut models




Chamfer	Ref.
0.3 and 0.6 	AZ-512
0.5 and 1 	AZ-510
1 and 2 	AZ-520

**Radius**

1 and 1.5 	AZ-545
2 and 3 	AZ-550

**Carbide cutters** for all materials

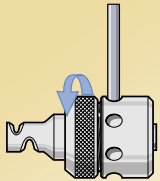
All Azimut models

Chamfer	Ref.
0.3 and 0.6  Ø 3 / 3 teeth	AZ-610
0.5 and 1 	
1 and 2  Ø 6 / 4 teeth	AZ-625

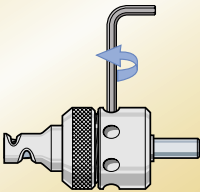
**Radius**

1 and 1.5 	AZ-645
2 and 3 	AZ-650

Carbide cutter, left-hand helix, Ø 6 mm shank, length 60 mm





The guide is mounted manually using the Ø 5 mm pin provided.




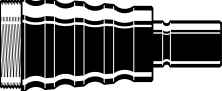


Lock the cutter into the bearing with the 2mm Allen key provided..

**Components (Chamfering)**

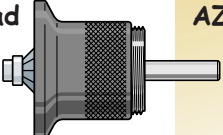


Chip deflector	Ref.
for Azimut ch. 0.3 to 2 mm 	AZ-595
for Azimut Radius 1 to 3 mm 	AZ-596

**Components**



Azimut Evolution, chamfering, Contouring

Ref.	
Carrier (double bearing) Ø 25 	AZ-202
Aluminium quick coupling handle 	AZ-310
Knurled attachment ring 	AZ-736
Cutter drive 	AZ-305



**Components (Contouring head)**

Ref.	
Contouring head with cutter and bearing 	AZ-080
Carbide cutter Ø 15 - 90° 	AZ-660
Guide bearing Ø 9 	AZ-714

**Azimut Plus**

Ref.	
Carrier (double bearing) Ø 25 	AZ-200
Aluminium handle Ø 25 mm 	AZ-090

**Azimut Standard**

Ref.	
Carrier (double bearing) Ø 25 	AZ-100
Heat protection shield 	AZ-105