
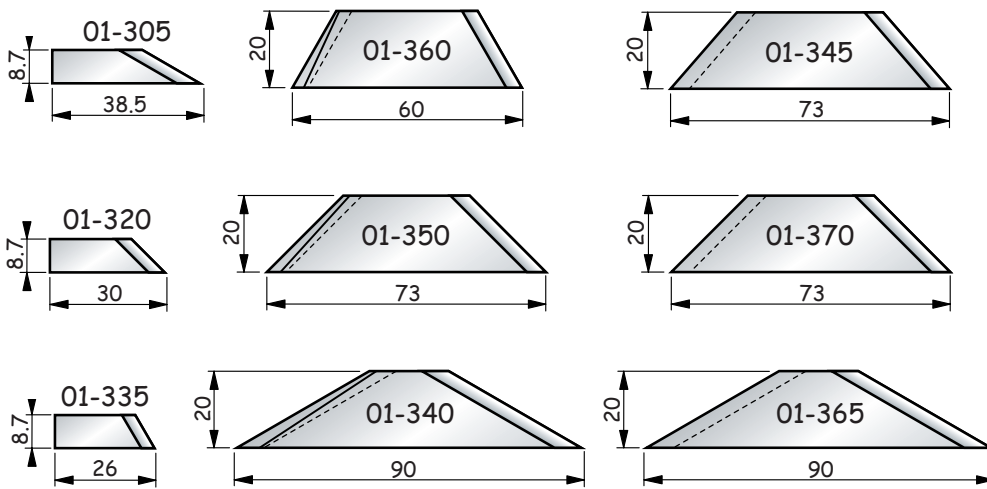


**Choice of cutting angles**

<b>Material</b>	Brass Bronze Cast iron Heat-resistant stainless steel	Steel Special bronze Perspex	Soft steel Copper AU 4 G Plastic Stainless steel	Aluminium Soft iron Sheet metal	
<b>Cutting angle</b>	0° HSS <b>Carbide</b>	14° HSS	20° HSS	25° HSS	

● **HSS Blades** (standard)

The HSS blades are available with cutting angles of : 0° - 14° - 20° and 25° for inner and outer devices and with cutting angles of : 14° and 20° for Kopal Tube devices.

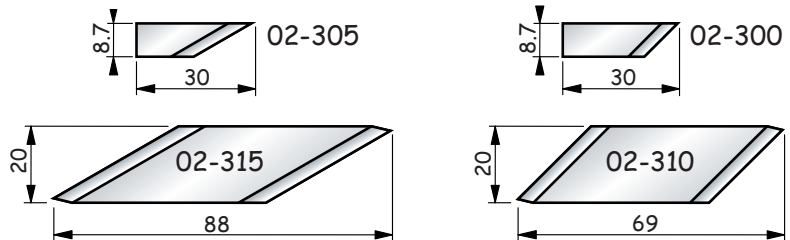


**Inner blades**

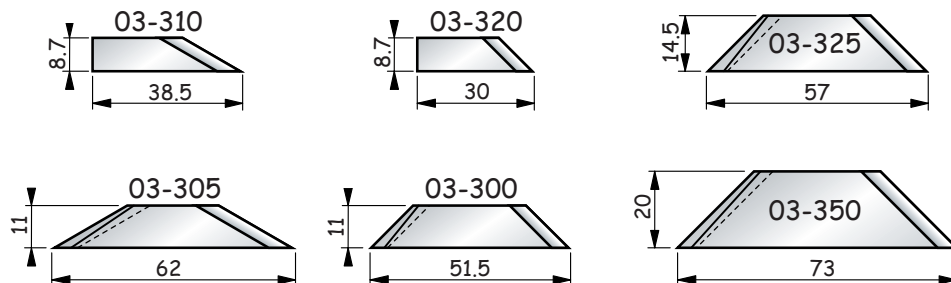
Model	Ref.
2-18 60°	01-305
2-18 90°	01-320
2-18 120°	01-335
2-42 60°	01-340
2-42 82°	01-345
2-42 90°	01-350
2-42 120°	01-360
20-60 60°	01-365
40-80 60°	01-370
20-60 to 80-120 90°	01-370
<b>Carbide 60°</b>	01-341
2-42 to 40-80	
<b>Carbide 90°</b>	01-351
2-42 to 80-120	

**Outer blades**

Model	Ref.
2-18 60°	02-305
2-18 90°	02-300
2-36 to 40-80 60°	02-315
2-36 to 80-120 90°	02-310



**Slim Line**



**Inner blades**

Model	Ref.
3-19 60°	03-310
3-19 90°	03-320
4-30 90°	03-325
4-42 90°	03-350
10-30 60°	03-305
10-30 90°	03-300
<b>Carbide 90°</b>	01-351
4-42 90°	

**KOPAL TUBE Blades**

Model (all at 90°)	Ref.
K 1 inner	04-300
K 1 outer	04-310
K 2 to K 5 inner	04-320
K 2 to K 5 outer	04-330

