
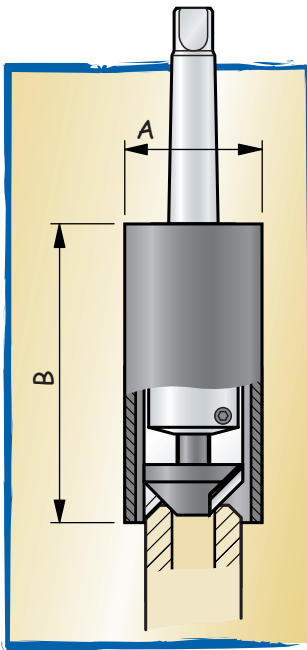




The blades can be adjusted independently so the chamfers can therefore have different values.

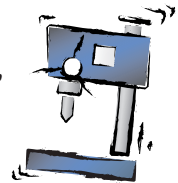
The HSS blades are sharpened with cutting angles of: 14° and 20°, to be specified on ordering.

These blades are reversible (2 cutting edges) on all models.



*Simultaneously chamfers  
the Inside and Outside  
of tube ends*

*Use with drill or  
special machine*



Model	A	B
K 1	Ø 46	90
K 2	Ø 58	105
K 3	Ø 61	110
K 4	Ø 67	112
K 5	Ø 82	120

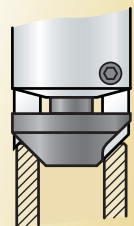
Chamfer diameter		Model	Attachment	
Inner	Outer		CM 2 Ref.	Cyl. Ø 12.7 Ref.
12 to 24	14 to 24	K 1	04-050	04-060
15 to 27	18 to 30	K 2	04-070	04-080
20 to 30	24 to 36	K 3	04-090	04-100
29 to 40	34 to 45	K 4	04-110	04-120
40 to 48	46 to 56	K 5	04-130	04-140

The angles of the inner and outer chamfer tip are 90°.

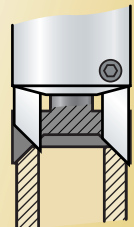
#### Use

These units are supplied with 2 removable pilot cones

**Larger inner chamfer than outer chamfer**  
Use the inner cone to centre the workpiece



**Larger outer chamfer than inner chamfer**  
Use the outer cone to centre the workpiece



Protective device (provided)

